

# L Series

---

## LEVELING FEET

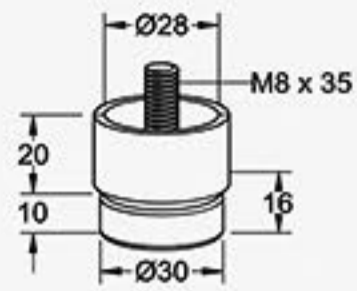


# METAL ACCESSORIES



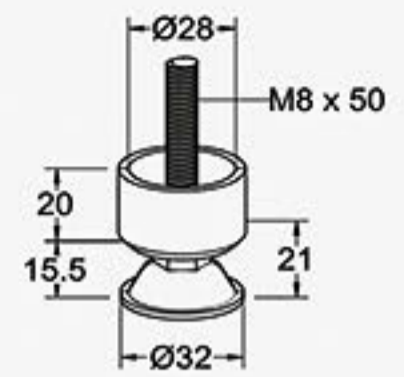
SURFACE : ●BK ○WZ

L-1



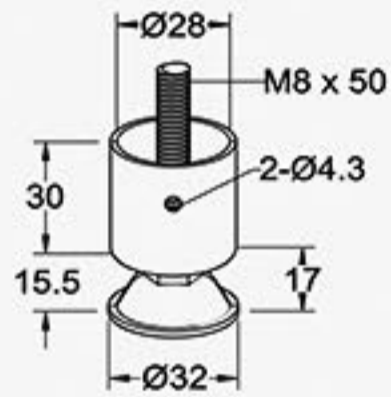
kg/Pc	0.043
Pc/Ctn	180

L-2



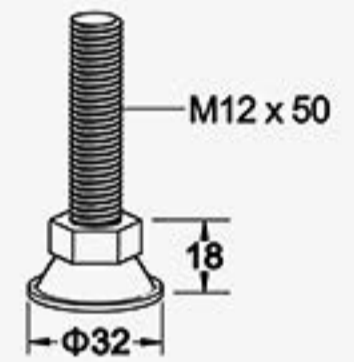
kg/Pc	0.052
Pc/Ctn	140

L-2A



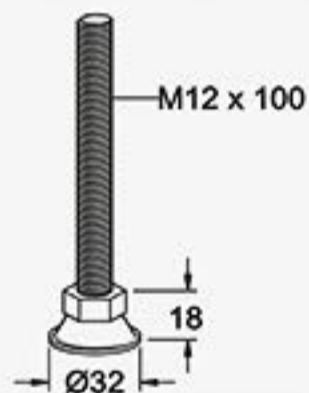
kg/Pc	0.068
Pc/Ctn	130

L-3



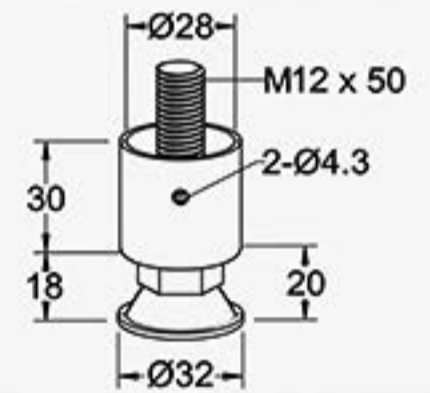
kg/Pc	0.071
Pc/Ctn	200

L-3A



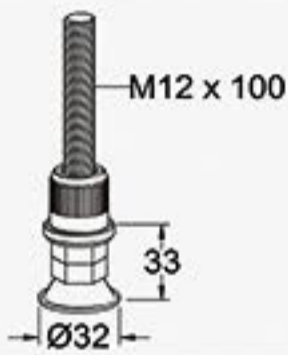
kg/Pc	0.104
Pc/Ctn	130

L-3B



kg/Pc	0.100
Pc/Ctn	120

L-3C



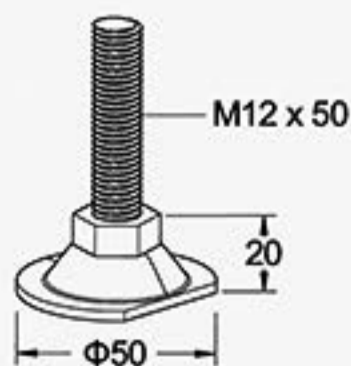
Part No.	L-3CCP10	L-3CCP12
kg/Pc	0.191	0.191
Pc/Ctn	100	100

L-3D



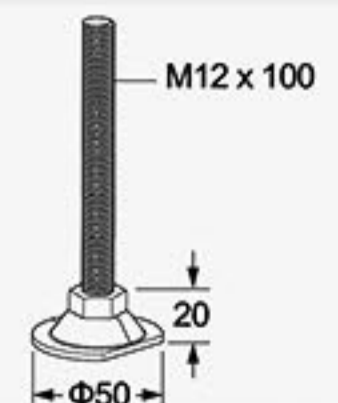
kg/Pc	0.074
Pc/Ctn	200

L-4



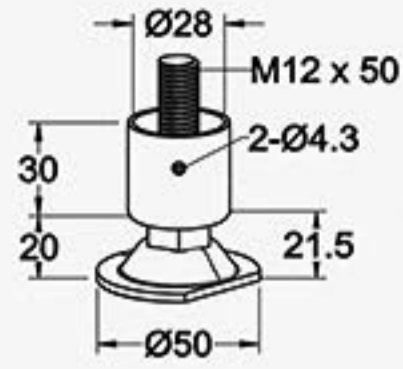
kg/Pc	0.094
Pc/Ctn	120

L-4A



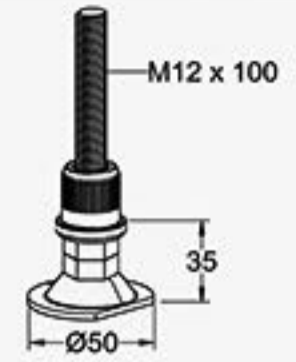
kg/Pc	0.129
Pc/Ctn	80

L-4B



kg/Pc	0.125
Pc/Ctn	85

L-4C



Part No.	L-4CCP10	L-4CCP12
kg/Pc	0.215	0.215
Pc/Ctn	70	70

L-4D



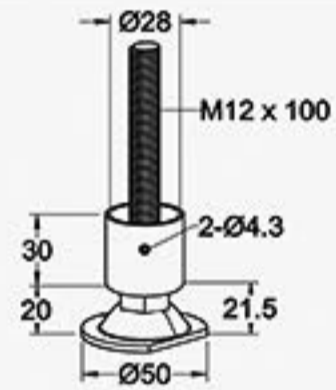
kg/Pc	0.094
Pc/Ctn	120

L-4E



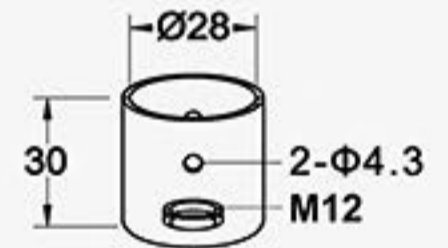
kg/Pc	0.105
Pc/Ctn	100

L-4F



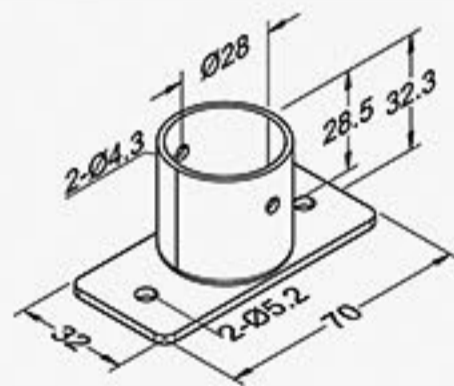
kg/Pc	0.180
Pc/Ctn	100

L-5



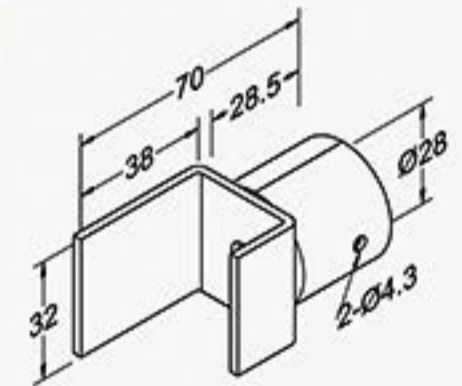
kg/Pc	0.033
Pc/Ctn	200

L-6



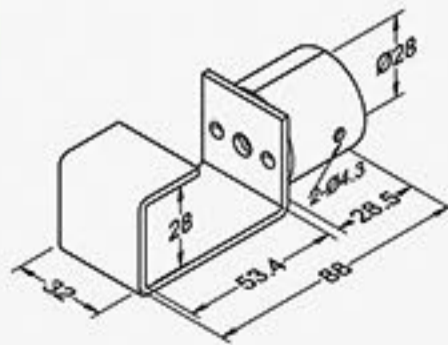
kg/Pc	0.073
Pc/Ctn	120

L-6A



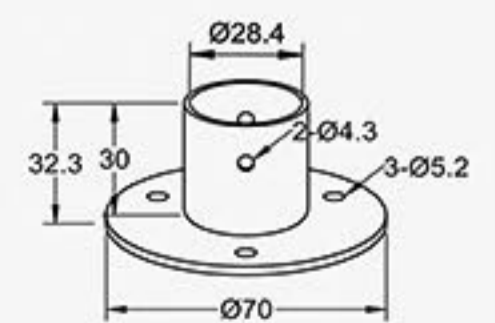
kg/Pc	0.083
Pc/Ctn	140

L-6B



kg/Pc	0.112
Pc/Ctn	100

L-6C



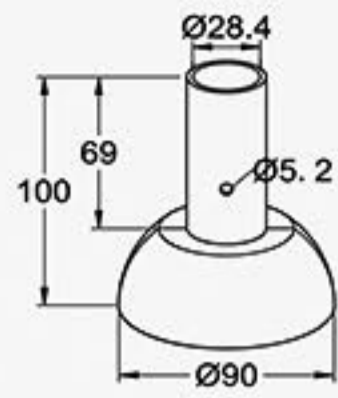
kg/Pc	0.103
Pc/Ctn	80

# METAL ACCESSORIES



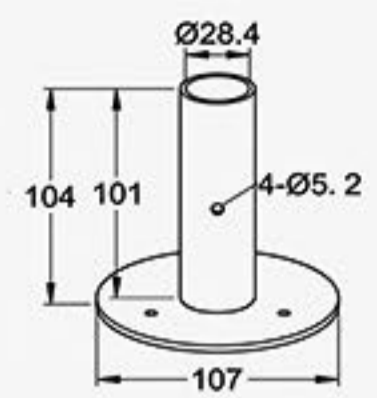
SURFACE : ●BK ○WZ

L-7



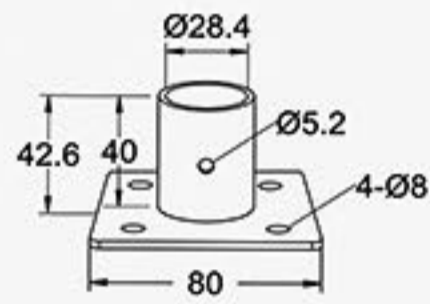
kg/Pc	0.395
Pc/Ctn	15

L-8



kg/Pc	0.460
Pc/Ctn	15

L-9



kg/Pc	0.230
Pc/Ctn	30